

**INTEGRAL SUBMETERING SOLUTION
ELIMINATES THE NEED
FOR SEPARATE ENCLOSURES**



Patent #6,373,238

Enercept® Self-Contained Split-Core kW/kWh Transducers

The Enercept H8040/H8050 Series kW (real power)/ kWh (consumption) transducers combine processing electronics and industrial grade CTs in an easy-to-install split-core package. These devices continuously measure voltage and current values for the monitored conductors and update calculations to provide highly accurate true RMS power readings. Models designed for balanced loads include one CT only, while models for unbalanced loads have three CTs.

The unique design of the H8040/H8050 Series transducers reduces the number of installed components, making them ideal for monitoring electrical power in commercial and industrial facilities. The H8040 uses industry-standard 4-20mA output, and the H8050 uses a pulse output.

Installation is simple. The H8040/H8050 eliminates the need to mount and wire a transducer and enclosure. CTs and voltage leads are color-matched, and the meters are designed to detect and automatically compensate for phase reversal. No more worries about CT load orientation.

APPLICATIONS

- Optimize chillers, pumps & cooling towers
- Energy managing & performance contracting
- Control processes
- Activity-based costing in commercial and industrial facilities
- Monitor real-time power

Reduced installation and setup costs

- Fast split-core installation eliminates the need to remove conductors...perfect for retrofits
- Precision meter electronics and current transformers in a single package – reduces the number of installed components – huge labor savings
- Smart electronics eliminate the need to be concerned with CT orientation...fast trouble-free installation

High accuracy

- ±1% total system accuracy, (10% to 100% of CT rating)



SPECIFICATIONS

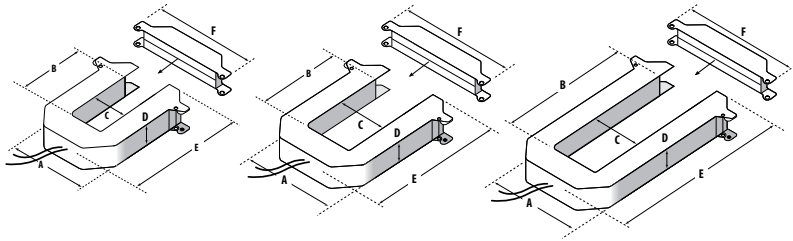
Input Primary Voltage	208/240, or 480VAC RMS†
Number of Phases Monitored	One or Three
Frequency	50/60 Hz
Maximum Primary Current	Up to 2400 amps cont. per phase†
Internal Isolation	2000VAC RMS
Insulation Class	600VAC RMS††
Temperature Range	0° to 60°C, 50°C for 2400A
Humidity Range	0 - 95% non-condensing
Accuracy	1%
Output	(H8040) 4-20mA
Supply Power (current loop)	(H8040) 9-30VDC; 30mA max.
Pulsed Output	(H8050) Field -selectable; 1, 0.5, 0.25, 0.1kWh/pulse*
Pulsed Output Type	(H8050) Normally Open, Opto-FET, 100mA@24VDC
Pulsed Width	(H8050) Normally Open, Opto-FET, 100mA@24VDC

† Contact factory to interface with voltages above 480 VAC or current above 2400 Amps.

†† Do not apply 600V Class current transformers to circuits having a phase-to-phase voltage greater than 600V, unless adequate additional insulation is applied between the primary conductor and the current transformers. Veris assumes no responsibility for damage of equipment or personal injury caused by products operated on circuits above their published ratings.

* Count must be multiplied by the number of phases when using single CT models to monitor balanced multiphase systems.

DIMENSIONAL DRAWINGS



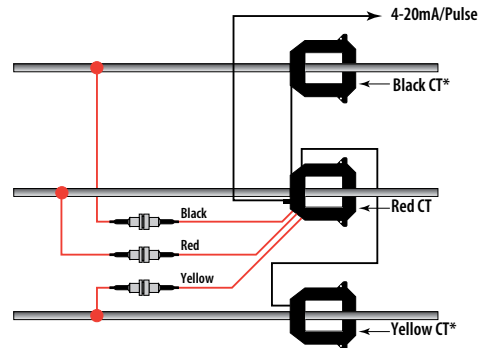
**H6810
SMALL
100/300 Amp**
A = 3.8" (96 mm)
B = 1.2" (30 mm)
C = 1.3" (31 mm)
D = 1.2" (30 mm)
E = 4.0" (100 mm)
F = 4.8" (121 mm)

**H6811
MEDIUM
400/800 Amp**
A = 4.9" (125 mm)
B = 2.9" (73 mm)
C = 2.5" (62 mm)
D = 1.2" (30 mm)
E = 5.2" (132 mm)
F = 5.9" (151 mm)

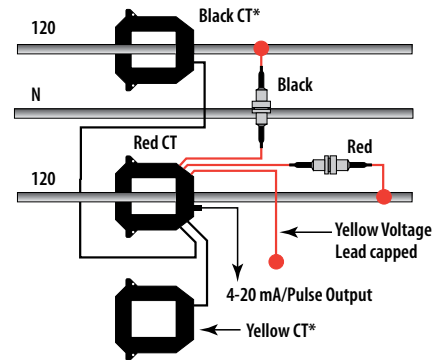
**H6812
LARGE
800/1600/2400 Amp**
A = 4.9" (125 mm)
B = 5.5" (139 mm)
C = 2.5" (62 mm)
D = 1.2" (30 mm)
E = 7.9" (201 mm)
F = 6.0" (151 mm)

APPLICATION/WIRING EXAMPLES

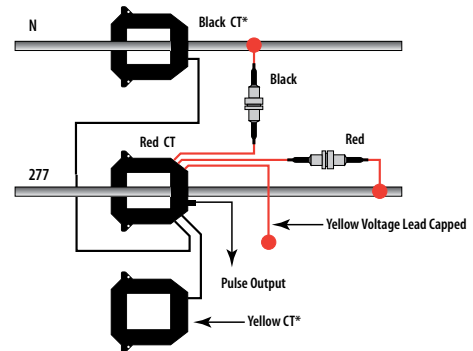
H8040/H8050 208 or 480VAC 3Ø, 3/4 Wire



H8040 240VAC 1Ø, 3-Wire



H8050 277VAC 1Ø, 2-Wire



ORDERING INFORMATION

Single CT Models for Use with Balanced 3Ø Loads
Three CT Models for Use with Unbalanced 3Ø Loads



MODEL	VOLTAGE	MAX. AMPS	OUTPUT	CT SIZE	CT TYPE
H8041-0100-2	208/240	100	4-20mA	SMALL	Single CT Model
H8041-0300-2		300		SMALL	
H8041-0400-3		400		MEDIUM	
H8041-0800-3		800		MEDIUM	
H8041-0800-4		800		LARGE	
H8041-1600-4		1600		LARGE	
H8041-2400-4	2400	LARGE			
H8042-0100-2	480	100	4-20mA	SMALL	Single CT Model
H8042-0300-2		300		SMALL	
H8042-0400-3		400		MEDIUM	
H8042-0800-3		800		MEDIUM	
H8042-0800-4		800		LARGE	
H8042-1600-4		1600		LARGE	
H8042-2400-4	2400	LARGE			
H8043-0100-2	208/240	100	4-20mA	SMALL	Three CT Model
H8043-0300-2		300		SMALL	
H8043-0400-3		400		MEDIUM	
H8043-0800-3		800		MEDIUM	
H8043-0800-4		800		LARGE	
H8043-1600-4		1600		LARGE	
H8043-2400-4	2400	LARGE			
H8044-0100-2	480	100	4-20mA	SMALL	Three CT Model
H8044-0300-2		300		SMALL	
H8044-0400-3		400		MEDIUM	
H8044-0800-3		800		MEDIUM	
H8044-0800-4		800		LARGE	
H8044-1600-4		1600		LARGE	
H8044-2400-4	2400	LARGE			

MODEL	VOLTAGE	MAX. AMPS	OUTPUT	CT SIZE	CT TYPE
H8051-0100-2	208/480	100	Pulse	SMALL	Single CT Model
H8051-0300-2		300		SMALL	
H8051-0400-3		400		MEDIUM	
H8051-0800-3		800		MEDIUM	
H8051-0800-4		800		LARGE	
H8051-1600-4		1600		LARGE	
H8051-2400-4	2400	LARGE			
H8053-0100-2	208/480	100	Pulse	SMALL	Three CT Model
H8053-0300-2		300		SMALL	
H8053-0400-3		400		MEDIUM	
H8053-0800-3		800		MEDIUM	
H8053-0800-4		800		LARGE	
H8053-1600-4		1600		LARGE	
H8053-2400-4	2400	LARGE			